



Installation Instructions

reflection series

artwall



ArtWall installation should conform to local building codes

Before Installation

- 1 Review a copy of the final approved shop drawing(s) and/or submittal package. These documents will provide you with technical information specific to your installation, such as:


- equipment types & quantities
- room numbers and location
- shop drawings of each unit type
- wiring diagrams and rough-in locations

- 2 Locate the headwall unit from the shipping boxes that you wish to install. The contents of each shipping box are listed on the shipping document(s).

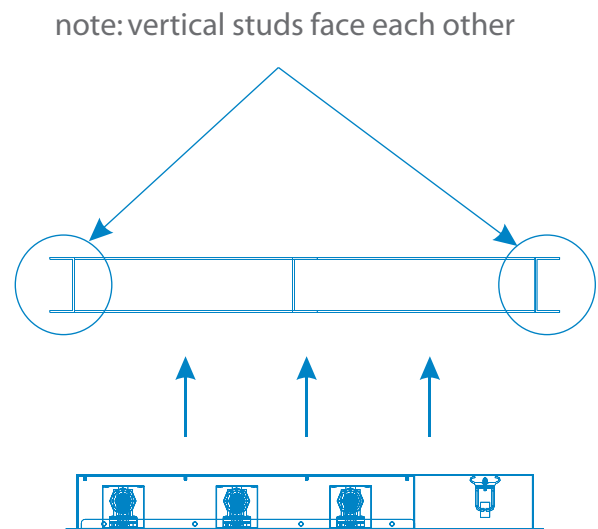
- 3 Ensure wall is framed and roughed in as per applicable building standards to accept art wall back box. Allow 1/8" space on each side to allow for adjustment. Back box sizes are as follows:

3-gas box - 30 1/8 w x 21 1/8 h

5-gas box - 46 1/8 w x 21 1/8 h



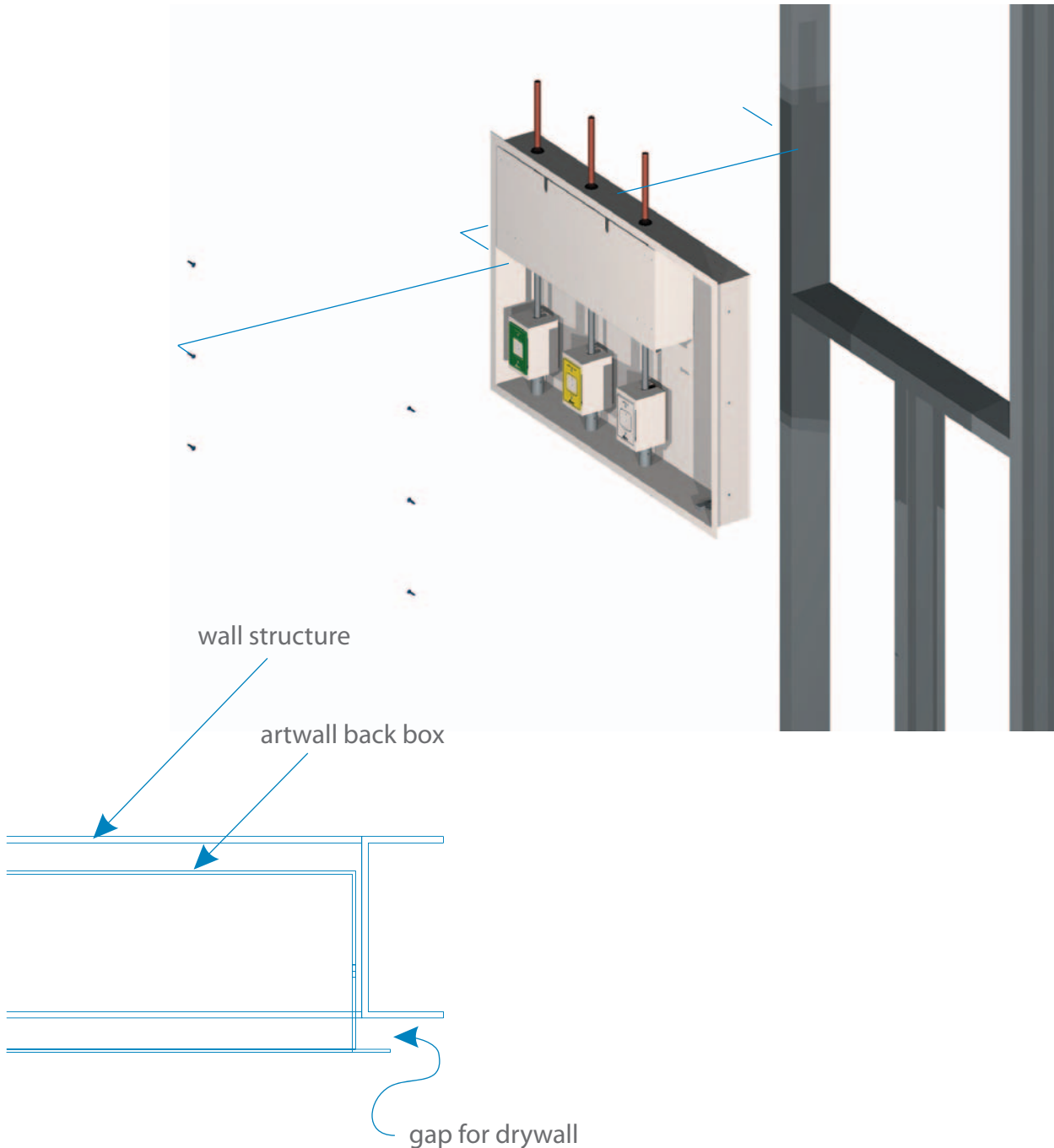
typical example of 3-gas box with 3 gases



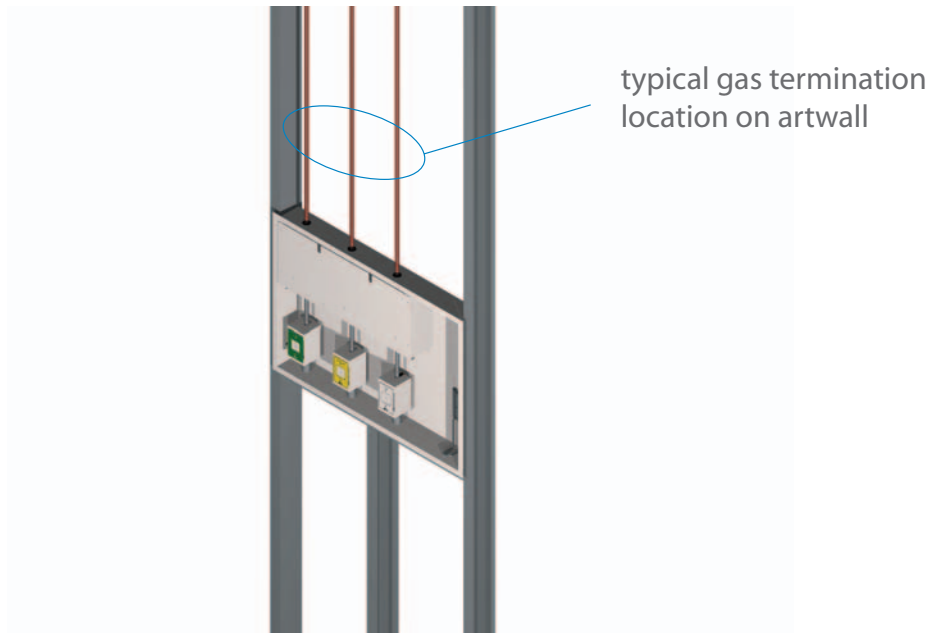
top view

Installation


- 1 Attach art wall back box to wall structure using hardware compliant to applicable building codes. Allow gap between back box flange to stud faces for drywall to be attached later.



- 2 Make all medical gas connections from art wall to rough-ins. Medical gas pipes are terminated as per shop drawings.



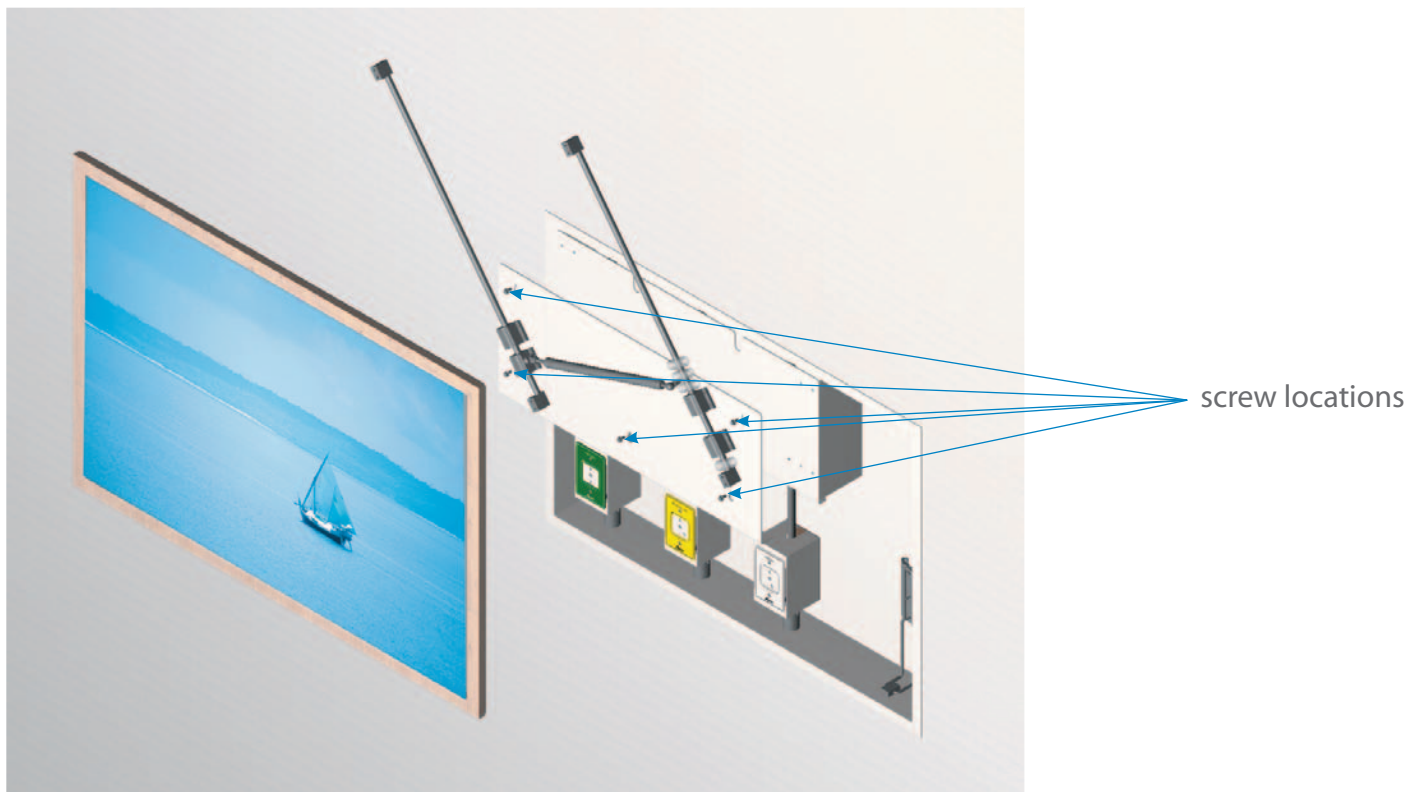
- 3 Insert art into frame, then attach frame to backing plate and movement assembly, using hardware (provided by others). Ensure frame is centered on backing plate. Place assembly in a safe location.



note

At this point, it is recommended for the wall to be finished, before proceeding. This will minimize interference of unit with trades, and keep remaining parts clean.

- 4 Attach frame and movement assembly to back box using hardware provided at locations shown. Move frame as necessary to reach all of the hardware. Tighten whiz flange screws using a 5/16" wrench.



note

Frame shown removed to show parts behind. Do not remove!



85 Fulton Way, Richmond Hill
Ontario, L4B 2N4, Canada

14 Madison Road, Fairfield
NJ 07004, USA

Toll Free Tel: 1.877.462.6426
Toll Free Fax: 1.866.440.4986
Tel: 905.764.0800 | Fax: 905.764.0862
www.amico.com

