

RIGID (STATIONARY) LITE CEILING COLUMN APPROVAL BOOKLET



TABLE OF CONTENTS

Product Description	3
Cleaning	3
Inspection and Testing	3
Elevation View	4
Optional Accessory Chart	5
Bottom View	6
Elevation Diagram	7
Mounting Plate to Outlet Detail	8
Mounting Information	9
Typical Location View	10

PRODUCT DESCRIPTION

The Rigid-LITE Ceiling Column shall be an Amico Alert-1 series.

The shroud is made of 16 gauge stainless steel alloy #304 with a # 4 satin finish, consisting of a removable access panel, stainless steel ceiling collar and a heavy gauge steel mounting plate.

All electrical services are provided by means of liquid tight flex metal conduits and gas services are type K, oxygen cleaned copper pipes.

Standard dimensions are 14 3/4" x 14 3/4."

NOTE: Electrical devices are pre-wired, unless otherwise stated.

CLEANING

The Amico Outlets are factory cleaned for oxygen service. Exposed surfaces of the outlet may be cleaned with a mild detergent solution or wiped with a disinfectant commonly used in patient rooms that is compatible with plastics, anodized aluminium and die cast zinc.

INSPECTION AND TESTING

Medical Gas Outlets should be inspected periodically or at least once a year. The test should be in accordance with NFPA 99-93 "*Gas and Vacuum Systems*", or CSA Z305.1-92 "*Nonflammable Medical Gas Piping System*".

Test for Leaks: Ensure that no leaks exist, with or without the adapter inserted.

Test for Indexing: Only a mating gas specific adapter should insert smoothly into the outlet, latch and be retained.

Test for Flow:

- Gas Outlets: 120 l/min (4.2 scfm) @ 345 kPa (50 psi), maximum allowable pressure drop is 28 kPa (4 psi).
- Nitrogen Outlet: 400 l/min (14.1 scfm) @ 1,250 kPa (180 psi), maximum allowable pressure drop is 70 kPa (10 psi).
- Vacuum Outlet: 30 l/min (1.1 scfm) @ 54 kPa (16 inHg), maximum allowable pressure drop is 13 kPa (4 inHg).

Refer to the appropriate standards for the proper way of performing the flow test.

Note: The Amico Medical Gas and Vacuum Outlets meet and exceed these requirements at the time of manufacture. However piping source capacity, sizing and restrictions may prevent outlets from attaining these values.

RIGID LITE CEILING COLUMN ELEVATION VIEW

To accommodate different ceiling heights, Amico Corporation has standardized ten different variations.
The column lengths range from 15"(381mm) to 42"(1067mm), with three inch(76mm) increments between all sizes. Please select the required column height below.

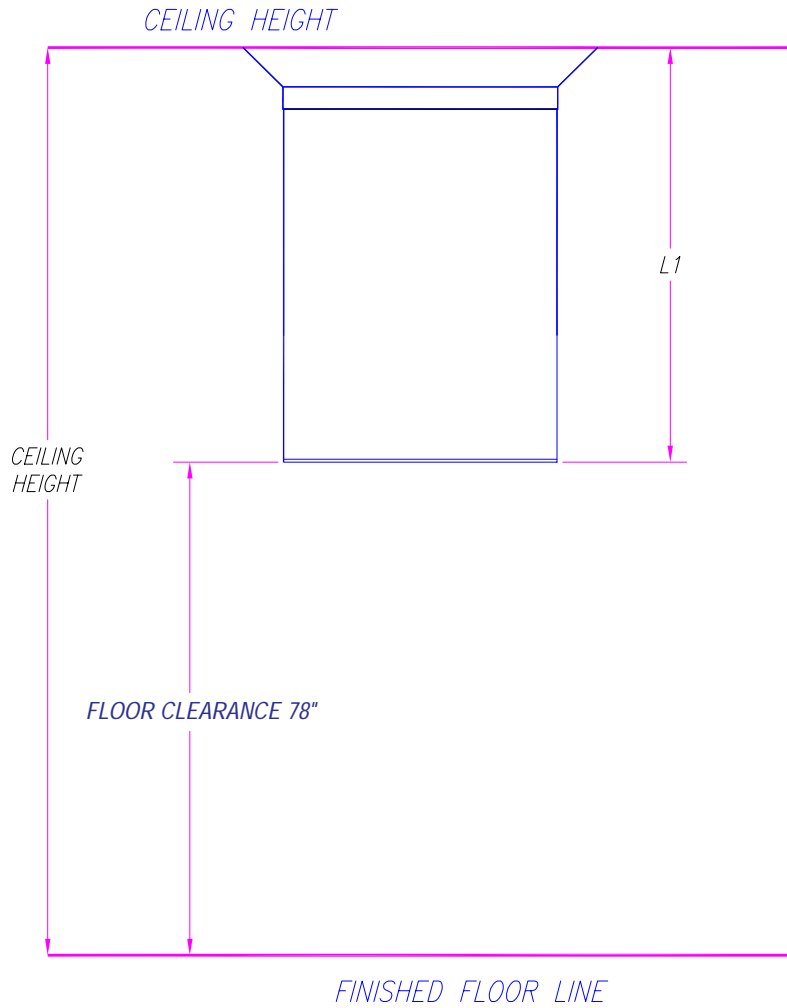
L1=COLUMN HEIGHT

- 15"(381 mm)
- 18"(457 mm)
- 21"(533 mm)
- 24"(610 mm)
- 27"(686 mm)
- 30"(762 mm)
- 33"(838 mm)
- 36"(914 mm)
- 39"(991 mm)
- 42"(1067 mm)

CEILING HEIGHT IS

COLUMN HEIGHT IS:

QTY. =



APPROVAL SIGNATURE _____

DATE _____

PHONE NO. _____



85 Fulton Way
Richmond Hill, Ontario
L4B 2N4, CANADA
Tel: (905) 764-0800
Fax: (905) 764-0862

www.amico.com

HOSPITAL _____

LOCATION _____

DRAWING NO: _____

MODEL: _____

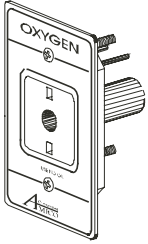
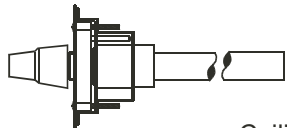
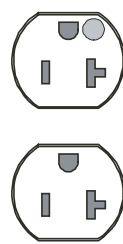
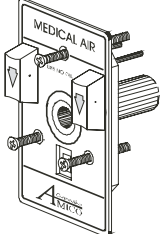
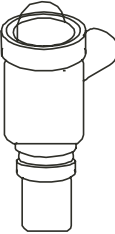
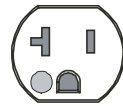
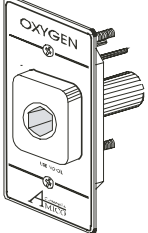
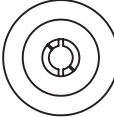
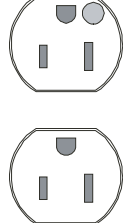
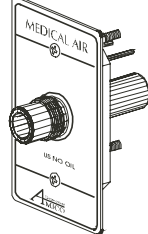


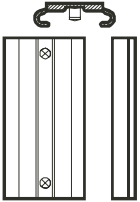

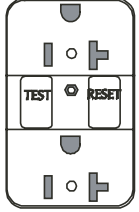
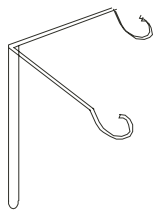
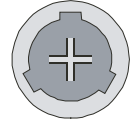
RIGID LITE CEILING COLUMN

DESCRIPTION: _____

ELEVATION VIEW

REVISION NUMBER: _____ DATE: _____

OPTIONAL ACCESSORY CHART

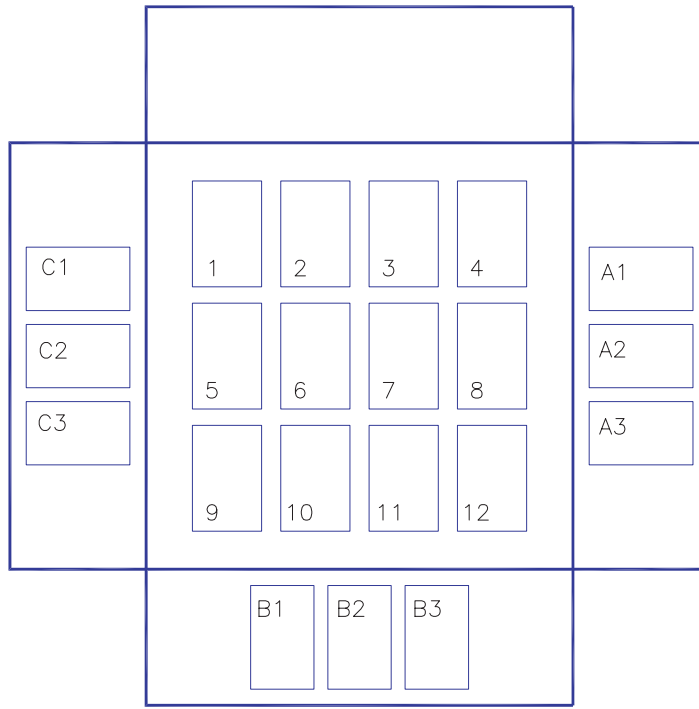
 <p>*QD XXX</p> <p>Ohmeda / Medaes Compatible</p>	 <p>PE</p> <p>Ceiling Column Passive Evacuation (19mm/33mm)</p>	 <p>E9-RED E10-IVO.</p> <p>Duplex Receptacle 8300-HG 125V/20a (US / International)</p>
 <p>CH XXX</p> <p>Chemetron Compatible</p>	 <p>IMP</p> <p>Passive Evacuation with Impedance Valve (19mm/22mm) (Side Mount Only)</p>	 <p>E11-RED E12-IVO.</p> <p>Single Receptacle 8310-HG 125V/20a (US / International)</p>
 <p>PB XXX</p> <p>Puritan-Bennett Compatible</p>	 <p>GJ</p> <p>Ground Jack Receptacle Single Hampden (SLR-3) GREEN</p>	 <p>E5-RED E6-IVO.</p> <p>Duplex Receptacle 8200-HG 125V/15a (US / International)</p>
 <p>*DI XXX</p> <p>DISS</p>	 <p>GJ2</p> <p>Ground Jack Receptacle Dual Hampden (SLR-3) GREEN</p>	 <p>E7-RED E8-IVO.</p> <p>Single Receptacle 8210-HG 125V/15a (US / International)</p>
 <p>SL</p> <p>Vacuum Bottle Slide</p>	 <p>MJ</p> <p>Monitor Jack Duplex (5-pin shown)</p>	 <p>E13-RED E14-IVO. E13C-RED E14C-IVO.</p> <p>Ground Fault Circuit Interrupter (C = Canadian)</p>
 <p>IV</p> <p>Stainless Steel IV Hook (Duplex only)</p>	<p>DJ</p> <p>Data - Telephone Communication Jack (Provision only)</p>	 <p>TL</p> <p>Twist-Lock Receptacle Hubbell 23000-HG 125V/20a</p>

All electrical devices are HUBBELL brand

*Note: Carbon Dioxide outlets are only available in DISS and Ohmeda.
Nitrogen outlets are only available in DISS.

RIGID LITE CEILING COLUMN BOTTOM VIEW

ACCESS PANEL ON THIS SIDE



*BOTTOM VIEW
LOOKING UP*

*PLEASE FILL OUT THE OPTIONAL DEVICES THAT YOU REQUIRE FOR YOUR APPLICATION.
(SPECIFY BY USING THE SYMBOLS ON PAGE 5 OF THIS APPROVAL BOOKLET)*

*POSITIONS 1-12 = MEDICAL GAS OUTLETS
POSITIONS A1-C3 = ELECTRICAL AND/OR
COMMUNICATION DEVICES*

APPROVAL SIGNATURE

DATE

PHONE NO.

AMICO Corporation
85 Fulton Way
Richmond Hill, Ontario
L4B 2N4, CANADA
Tel: (905) 764-0800
Fax: (905) 764-0862
www.amico.com

HOSPITAL

LOCATION

DRAWING NO:

MODEL:

RIGID LITE CEILING COLUMN

DESCRIPTION:

BOTTOM VIEW

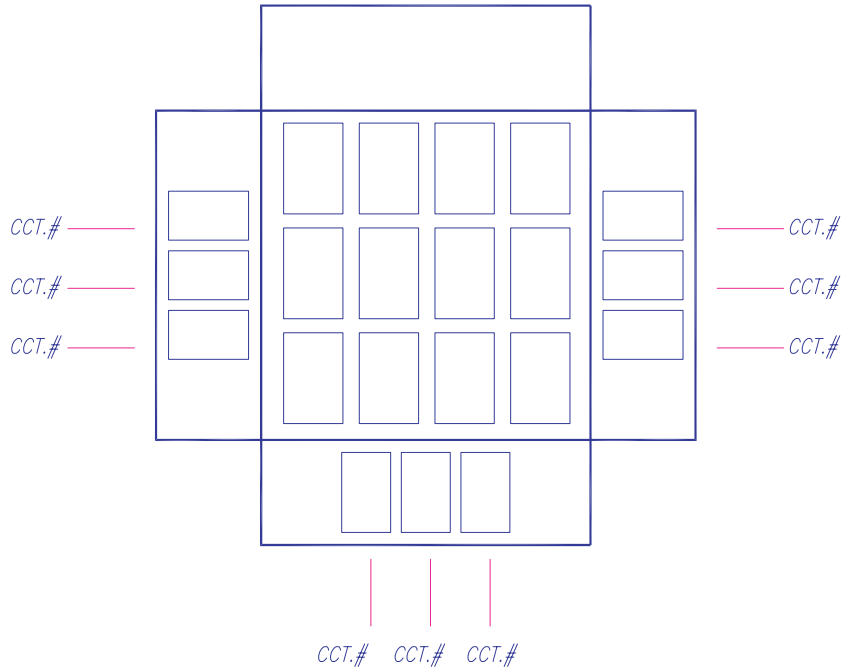
REVISION NUMBER: _____ DATE: _____

RIGID LITE CEILING COLUMN ELECTRICAL DIAGRAM

Please select one of the following:

- Amico recommended circuit schedule based on layout
- Custom circuit schedule please specify on the drawing

ACCESS PANEL ON THIS SIDE



Pls. Specify Electrical Details:

-Type of Wire: _____

-AWG Wire Gauge: _____

-Circuit Number(CCT#) for each receptacle.

Please select one of the following:

- All receptacles shall be mounted with ground pin "down"
- All receptacles shall be mounted with ground pin "up" (default)

NOTE:

1. IF TYPE OF WIRE & SIZE IS NOT SPECIFIED USE THE FOLLOWING:

FOR US/INTERNATIONAL

- 12 Ga. THHN WIRE (STD. WIRING)

- 10 Ga. THHN WIRE (ALL GROUNDS)

FOR CANADA:

- 12 Ga. RW90 WIRE (STD. WIRING)

- 10 Ga. RW90 WIRE (ALL GROUNDS)

2. CONDUIT: 1/2" LIQUID TIGHT.

3. ALL CONDUITS AND WIRES WILL EXTEND 36" ABOVE FINISH COLUMN FOR CONNECTION TO MAIN SOURCE.

APPROVAL SIGNATURE _____

DATE _____

PHONE NO. _____

AMICO Corporation
85 Fulton Way
Richmond Hill, Ontario
L4B 2N4, CANADA
Tel: (905) 764-0800
Fax: (905) 764-0862
www.amico.com

HOSPITAL

LOCATION

DRAWING NO: 020326-03

MODEL:

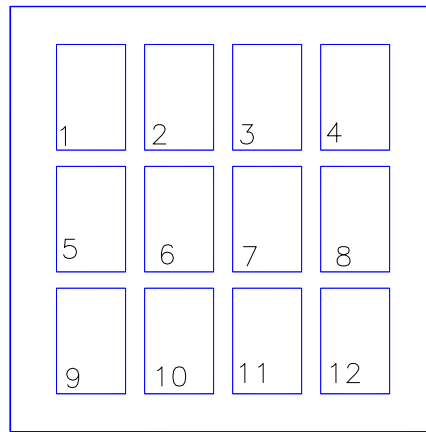
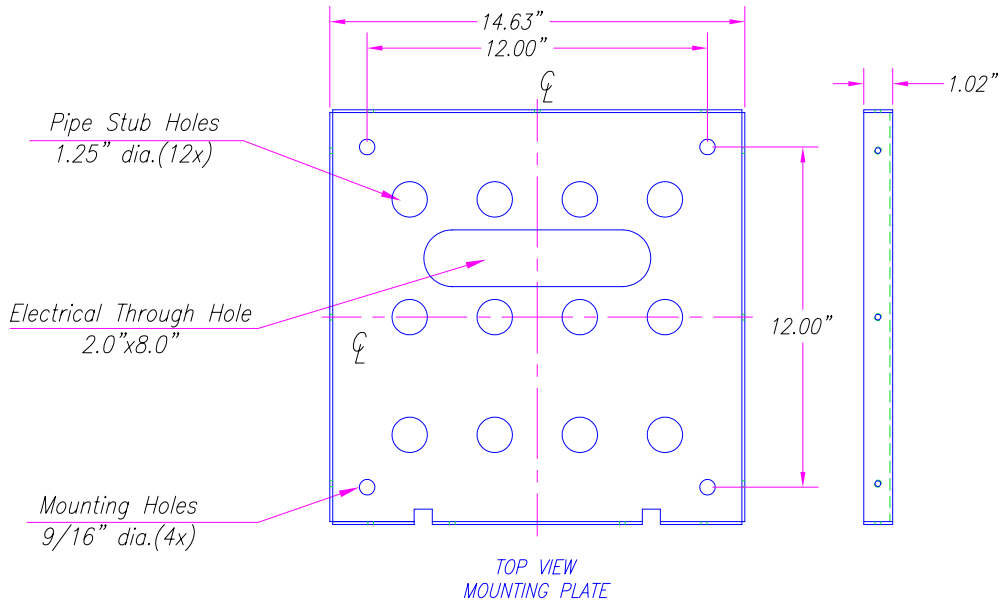
RIGID LITE CEILING COLUMN

DESCRIPTION:

ELECTRICAL DIAGRAM

REVISION NUMBER: _____ DATE: _____

RIGID LITE CEILING COLUMN MOUNTING PLATE TO OUTLET DETAIL



BOTTOM VIEW

NOTE:

1. GASES WILL BE MANIFOLDED FOR SINGLE POINT CONNECTIONS FROM SOURCE.
2. ALL PIPES WILL EXTEND 8" FROM THE TOP OF MOUNTING PLATE.
3. PIPE STUBS DIAMETERS ARE:
 - 3/4" DIA. FOR VACUUM, WAGD AND AGSS
 - 1/2" DIA. FOR MEDICAL AIR, OXYGEN, NITROUS OXIDE AND NITROGEN.
4. EXACT LOCATIONS OF GAS TERMINATIONS ON MOUNTING PLATE WILL BE DETERMINED AFTER RECEIVING THIS BOOKLET. AMICO WILL FOLLOW ASAP WITH A COMPLETE "MOUNTING PLATE TO OUTLET DETAIL" DIAGRAM, SHOWING EXACT LOCATIONS FOR GAS TERMINATIONS.

Amico Corporation
 85 Fulton Way
 Richmond Hill, Ontario
 L4B 2N4, CANADA
 Tel: (905) 764-0800
 Fax: (905) 764-0862
 www.amico.com

HOSPITAL

LOCATION

DRAWING NO:

MODEL:

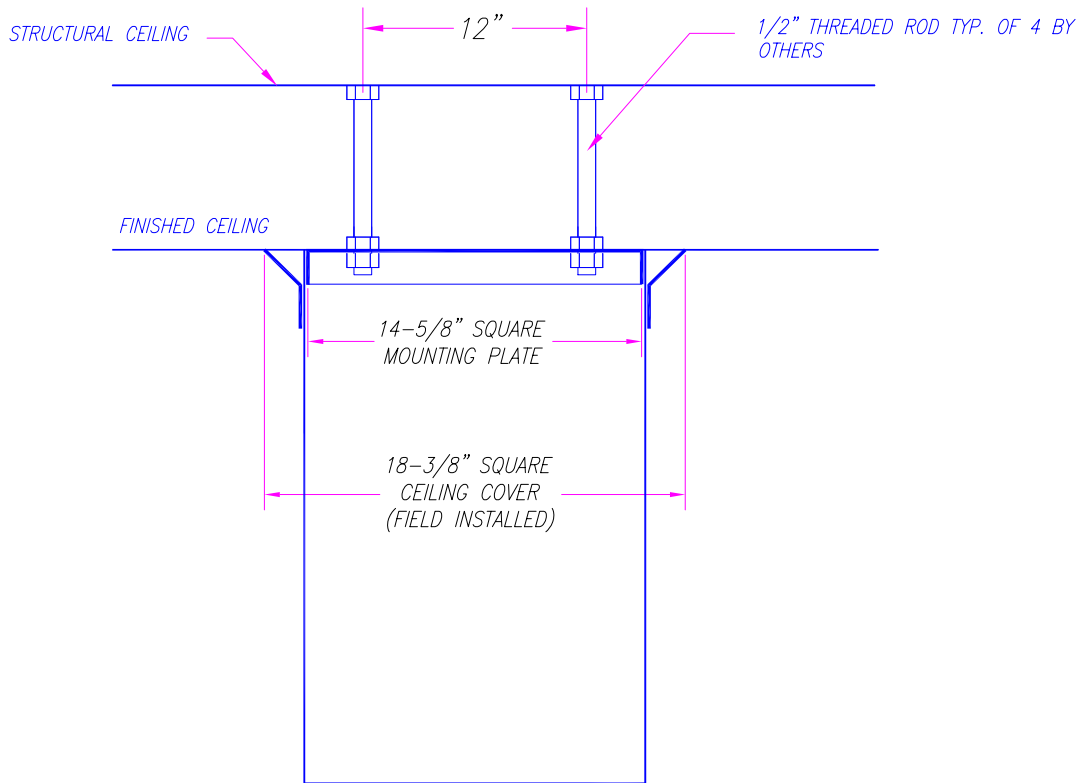
RIGID LITE CEILING COLUMN

DESCRIPTION:

MOUNTING PLATE TO OUTLET DETAIL

REVISION NUMBER: _____ DATE: _____

RIGID LITE CEILING COLUMN MOUNTING INFORMATION



NOTES

1. 1/2" Support rods located for total support of fixture (minimum 400lb. load), all labor and materials for support fabrication including nuts and washers for installation supplied by General Contractor.
2. General Contractor has final responsibility for the strength and stability of the mounting structure.
3. Mounting structure and all hardware necessary supplied by General Contractor.



85 Fulton Way
Richmond Hill, Ontario
L4B 2N4, CANADA
Tel: (905) 764-0800
Fax: (905) 764-0862

www.amico.com

HOSPITAL

LOCATION

DRAWING NO:

MODEL:

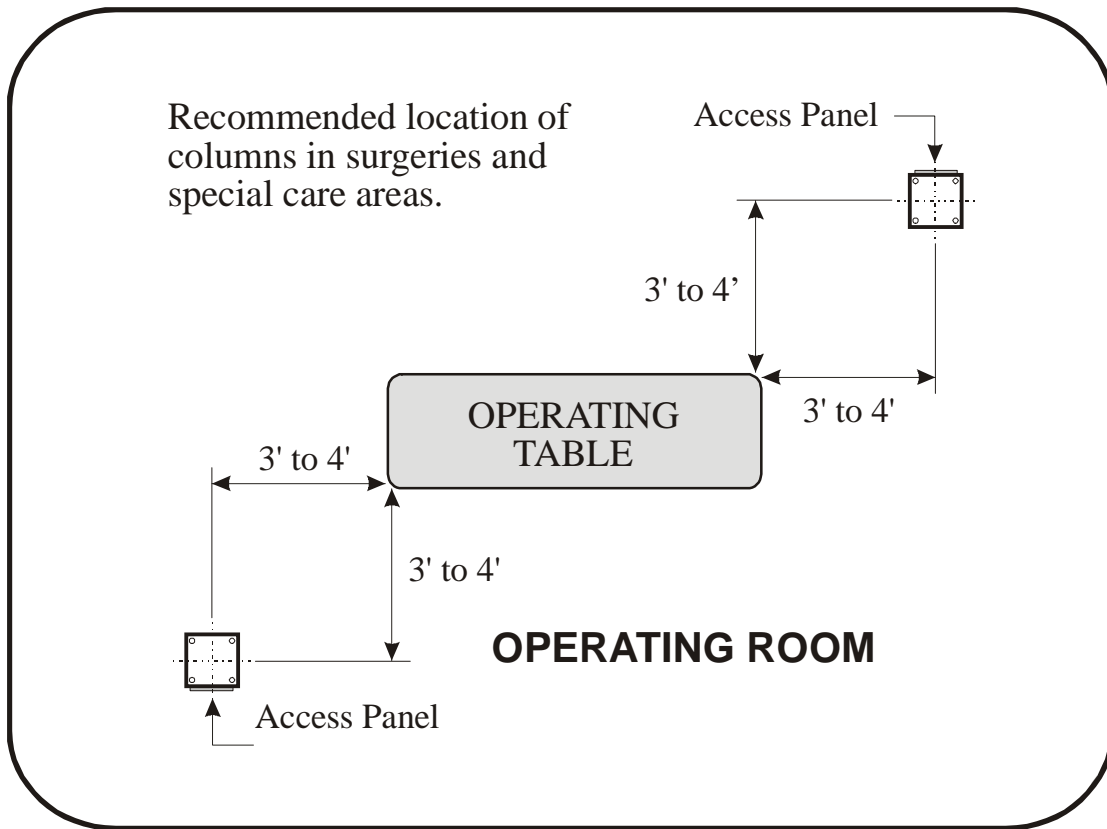
RIGID LITE CEILING COLUMN

DESCRIPTION:

MOUNTING INFORMATION

REVISION NUMBER: _____ DATE: _____

TYPICAL LOCATION VIEW



D I S T R I B U T E D B Y :



14 Madison Rd., Fairfield, NJ 07004 USA
85 Fulton Way, Richmond Hill, ON L4B 2N4 Canada

Tel: 1-877-GO AMICO (1-877-462-6426)
Fax: (905) 764-0862 www.amico.com